


Welcome to the

## Wayzata World Factbook 1996 Help!

This has been put together to show the features of the Wayzata World Factbook 1996 and how it can be used.



### Contents

### Page #

Opening Screen	2
Multimedia Elements	3
Geographic Search and Sub-Regions	4
Outline Search and Word Search	5
Country screen capabilities	6
Sample Map Sample Flag	7
Sample Image Sample video and video controls	8
Sample Comparison Chart	9
Other Text data Enlarging text option	10
Terror Groups + Travel Topics	11



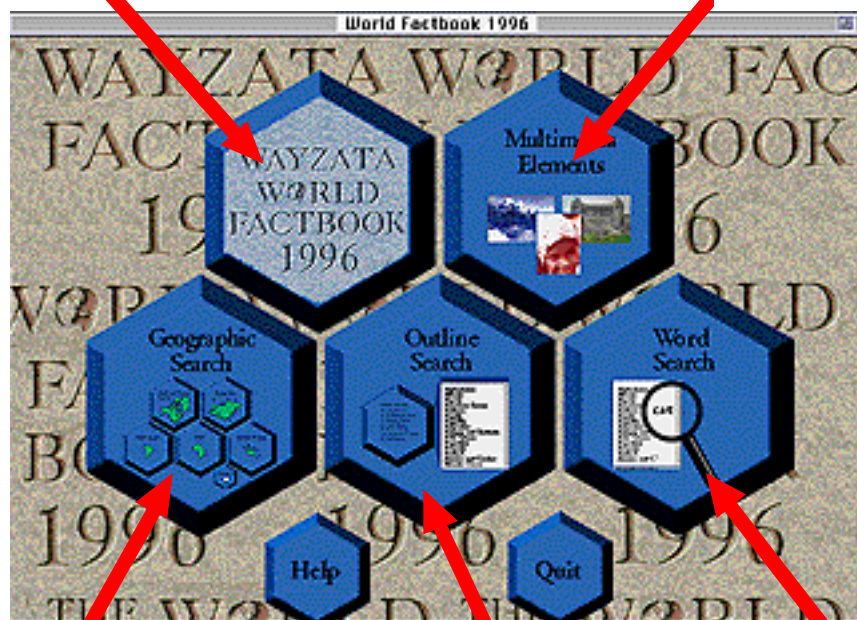
This is CD-ROM designed to be explored and we give you many options to start your explorations: Outline Lists, Searching: Geographic or Word, Statistical comparisons....

Opening screen:

Four methods of accessing this integrated data about the countries of the world. Also available are Credits, Help and Quit.

Credits.  
The who, where, and how of putting this CD-ROM together.

Multimedia Elements.  
View 200 photographs from around the world. See the countries up close! Play a slide show of all the images (click the slide show button) or select the image by name (scroll the list of images and click on the text to view). 20 + movies, flags, charts, or languages.



Geographic Search.  
Select countries geographically by region. See where the countries are in each region. Navigate between regions.

Outline Search.  
Lists of the various types of information available. These lists are of countries by type of information available. (choose by country name). Also includes lists of other information -- Charts, Terror groups, State Department Travel Topics, and Appendices.

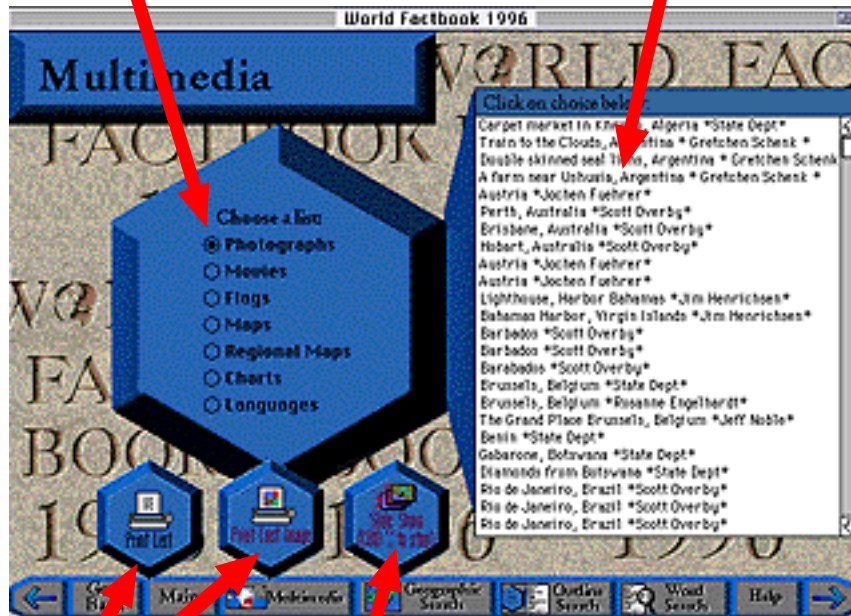
Word Search.  
Quickly get a list of all the text portions with a search string. Then click on any list item to go there. The search string can be: a country name or any text.

## MultiMedia Elements.

The various types of Multimedia on the CD-ROM are listed.

First choose a Multimedia type on the left .

Then click on the list on the right to show or hear it.



Two print options available

Choose to view a slide show of the images (if applicable)

Choose from one of the other methods of accessing the data from the bottom button bar. Available also on the menu.

The Multimedia Elements are very diverse and hence not all are available for a “Slide” show or printing.

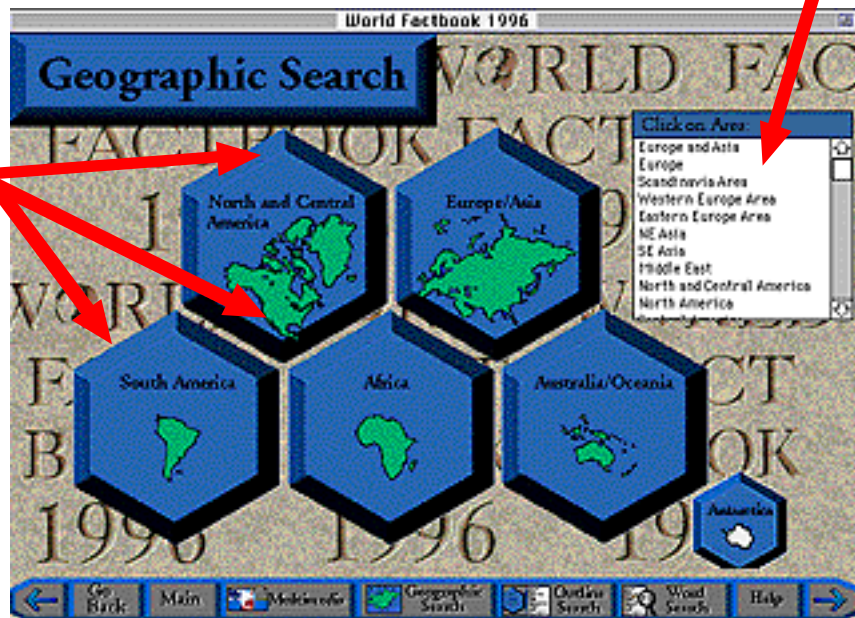
These elements are also integrated into the data for each country.



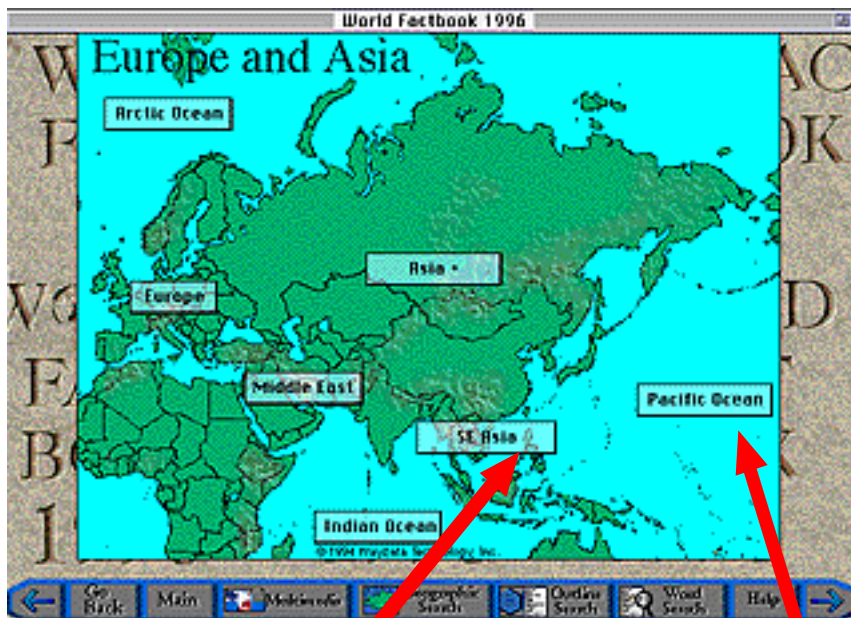
## Geographic Search

Choose from a list of region descriptions.

Select from one of six geographic regions.



Regional Map - allows finer selection.



Select a sub-region map with finer detail.

Select a country or geopolitical entity.

## Outline Search

First select the outline of the data type.

Then click on the list on the right to access it



## Word Search

Allows the searching of all the text for the World Factbook 1996. The results are a list that is clickable to access that data portion.

First type in a search

Second Click "New Search" to run that search

Third click on an item in the results list to go there.

Use the word wheel as an aide to select words.



This is a boolean search. AND, OR are reserved words -- Search examples:

1. UNITED STATES

Both United and states in text

2. UNITED AND STATES

Same as #1

3. TERRORIST OR TERRORISTS OR TERRORISM

Any one of the 3 words in the text.

Each country has a screen like this:

State Department Entry and Travel Notes, if available.

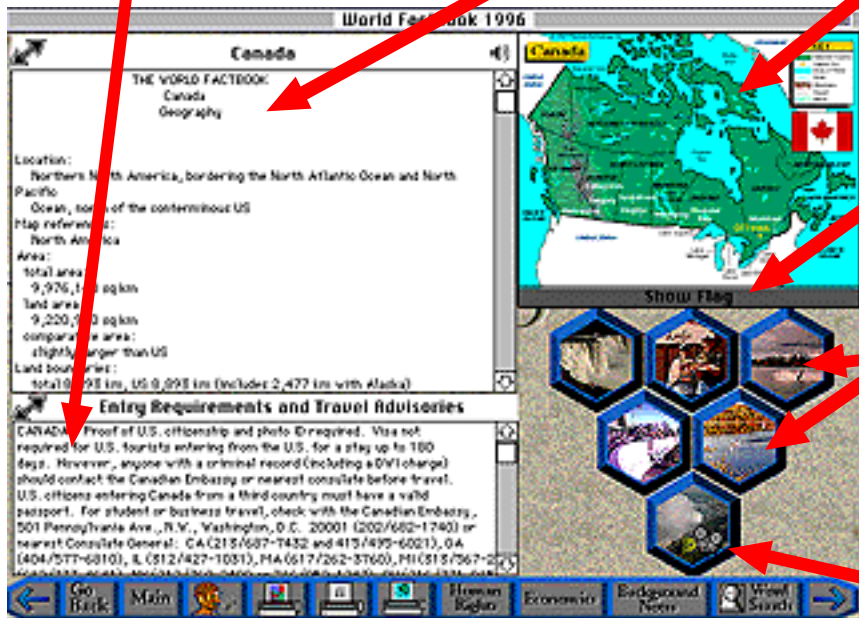
CIA text description.

Map Thumbnail and Map button click to show "full scale" map.

Flag button click to show the flag.

Image thumbnail buttons, if available. Click to show the image

Movie thumbnail button, if available. Note the movie projector on image. Click to the show movie!



Go to the last page before this one, or backtrack.

Go to main World Factbook selection page or starting point.

Brings up the language samples for the language spoken in this country, if available.

Background Notes Text describing the country featuring History and Political Information.

Economic Policy Data Lengthy examination of the country's Economic status and Policies.

Human Rights Information A very lengthy and frank discussion of how the country is doing with Human Rights issues. Includes incidents etc.



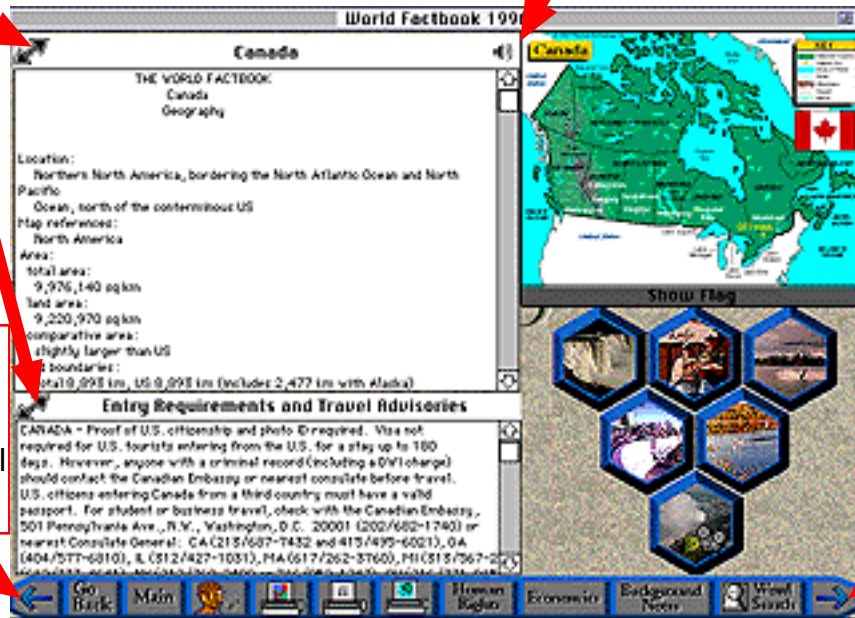
More options for each country:

Enlarge TEXT buttons (double arrows) click to get an expanded text box

Speaks the country name in the country's own language, if available.

Go to previous country in alphabetical list.

Go to next country in alphabetical list.



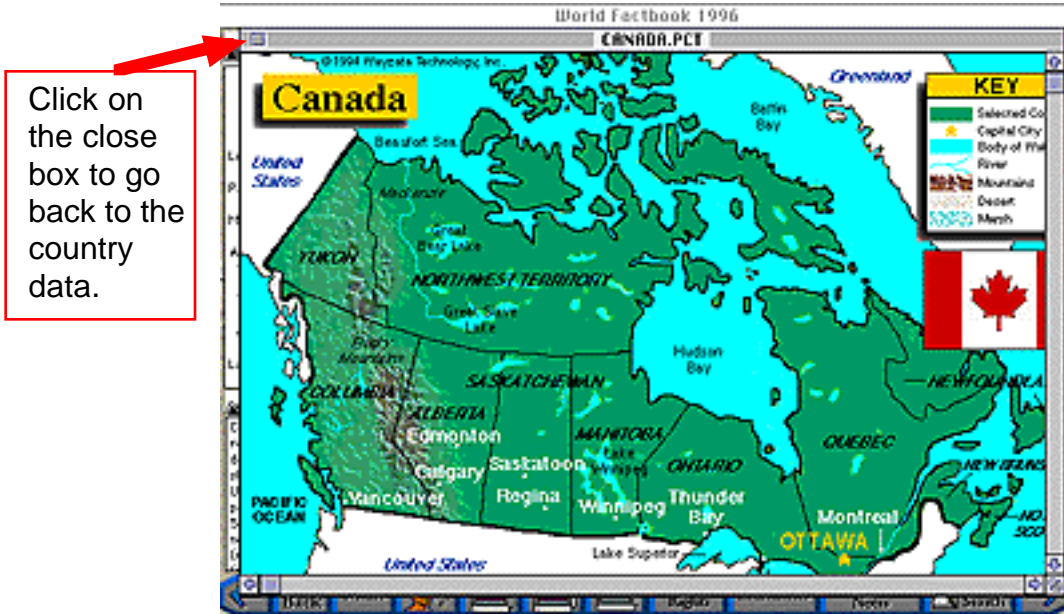
Prints the last image displayed.

Prints both CIA and State Department text.

Prints the Map for this country.

Go to Word Search page allows searching for text.

When the maps are viewed, then this window is displayed:



When the flags are viewed, then this window is displayed:

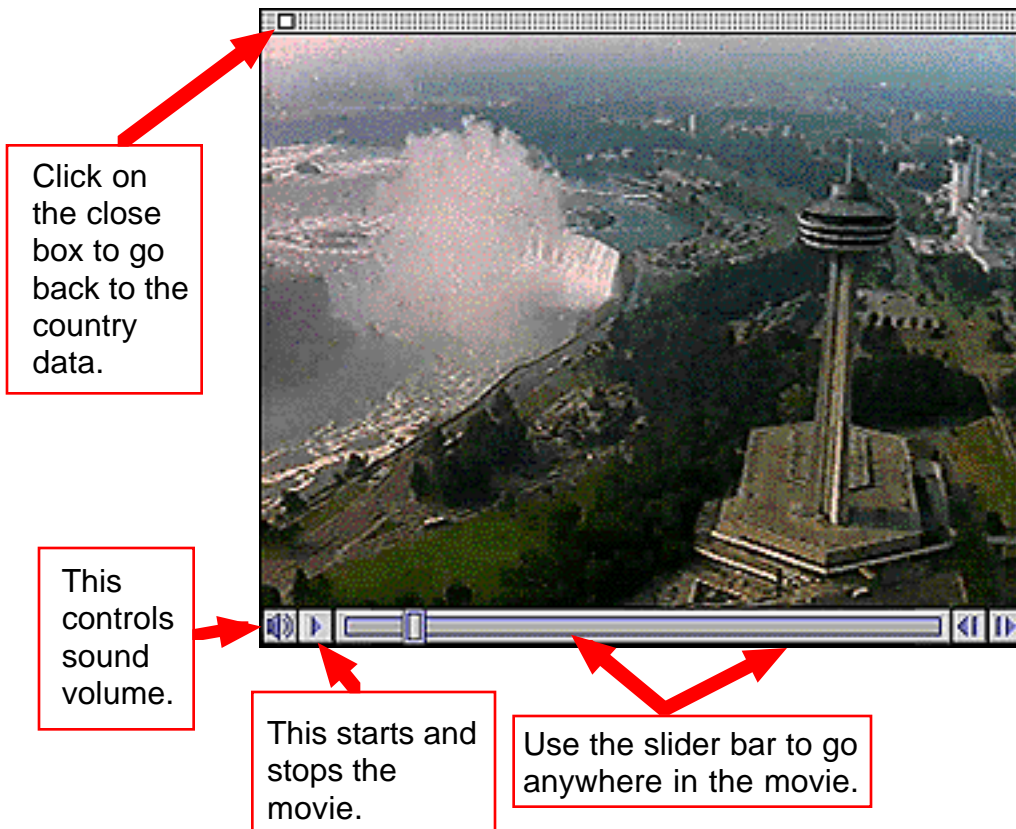




When the images are viewed, then this window is displayed:

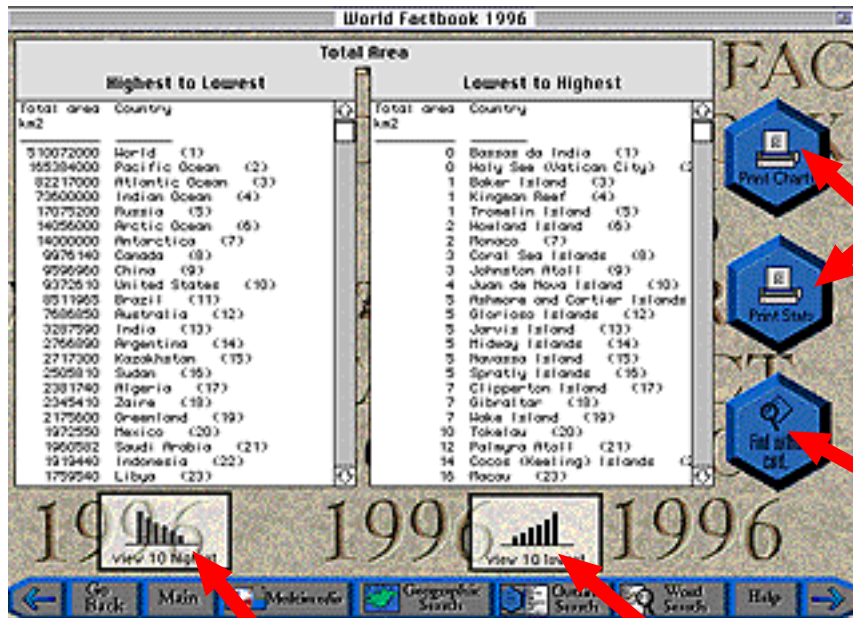


When the movies are viewed, then this window is displayed:



Viewing the Charts.

This is a sample Chart data screen :



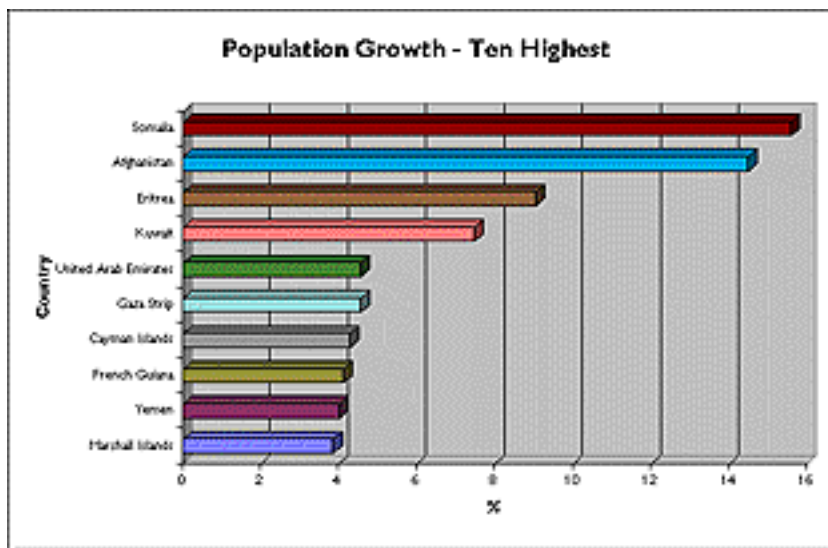
Buttons for printing the stats or charts.

Button for searching just chart rankings.

Click here to view a chart of top ten.

Click here to view a chart of bottom ten.

Sample chart:



Accessing other related text data:  
Such as Human Rights, Economic, or Background Notes:

Click on the close box to go back to the country data.

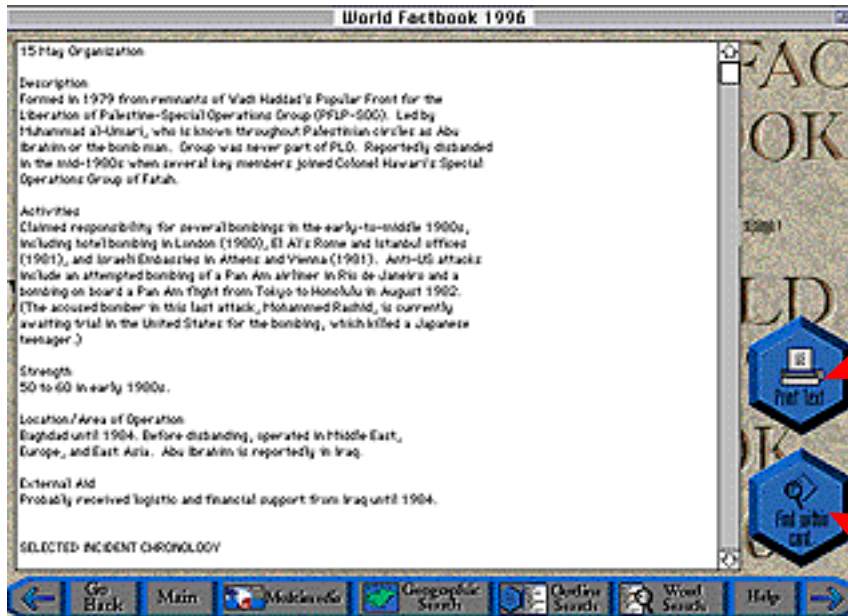
Button for printing the related text data.

Buttons for accessing related text for that country or other countries

Enlarging the text:

Click on the close box to go back to the country data.

Accessing Terror group information -- or Travel Topics:



Button for printing the terror or travel topic.

Button for searching just the terror or travel topic.